

Fall Checklist

Before you know it, it'll be time to head to school—are you ready? Whether you are a new or returning International Baptist College student, this checklist will help you prepare for the fall semester.

If you have any questions, don't hesitate to call our office at 480-245-7903. Additional help can be found in the Current Students section of our website (www.ibconline.edu/ibc/current).

-  1. Prepare financially
-  2. Get health insurance
-  3. Prepare for classes
-  4. Mark your calendar
-  5. Find a place to serve
-  6. Pack
-  7. Get to campus
-  8. Stay in touch

1. Prepare financially

- ❑ Fill out the FAFSA (Free Application for Federal Student Aid) at www.fafsa.ed.gov. IBC's school code is 033473.
- ❑ Make sure that you're caught up on your school bill from previous terms.
- ❑ Make payments for the Fall semester
 - Earnest payments (Tuition—\$200 and Residence Hall—\$100) are due July 15.
 - Fall semester downpayments are due at registration on August 23.
- ❑ Look for a job (links to helpful websites are on the *Current Students* page).



- October 5-7: Fall Seminar
- November 25-26: Thanksgiving break
- December 17-January 2: Christmas break
- January 3: Winter term begins
- January 17: Spring term begins
- May 14: Graduation

5. Find a place to serve

- ❑ Start thinking about which Tri-City Baptist Church (TBC) ministry you want to get involved in (all students moving from out of state are required to join TBC and actively participate in the ministries of TBC).



Ministry Opportunities at TBC:

- Children's Sunday School
- Children's Church
- Children's Choir
- AWANA
- Youth Group
- Re:vive College Ministry
- Nursing Home
- Church Choir
- Church Orchestra
- Nursery
- Visitation/Outreach
- Greeting/Ushering
- Care and Share Groups
- Spanish Bible Study
- Sound Booth
- Photography


2. Get health insurance

- ❑ Get medical insurance. This is required for all students. There is no medical clinic on campus, so all injuries and illnesses requiring medical treatment must be treated by an off-campus medical center, hospital, or doctor. Chandler Regional Hospital and several medical offices are near the IBC campus.



3. Prepare for classes

- ❑ Ensure your class schedule is up-to-date.
- ❑ Order your textbooks from IBC's Amazon store (link is on the *Current Students* page) and have them shipped to IBC (optional).
- ❑ Arrive on campus on August 21.
- ❑ Fill out your student information sheet.



4. Mark your calendar

- ❑ Plan ahead for the year by writing the following important dates in your calendar or planner. Many of these are **required** events.
 - August 21: Residence Hall students arrive (2:00 p.m.); Welcome BBQ (6:00 p.m.)
 - August 23-24: Registration, Orientation, & Assessments
 - August 24-27: Heart Focus Meetings



6. Pack

What to pack (all students)

This is just a **suggested** list. Questions? Call us!

- ❑ A heart that is ready to be challenged (Ps 51:16-17)
- ❑ Textbooks (if you aren't having them shipped to IBC)
- ❑ Computer/laptop/printer
- ❑ Flash drive/Jump drive/Thumb drive
- ❑ Binders, folders
- ❑ Paper (notepaper and printer paper)
- ❑ Pens and pencils
- ❑ Backpack
- ❑ Planner/Calendar
- ❑ Music*
- ❑ Clothes/shoes**



* IBC wants to help students develop musical tastes that honor the Lord, so all music that students sing, play, or listen to must follow IBC's music standards.

** IBC's dress standards are based on Biblical principles of modesty, distinction of the sexes, and identification with the Lord. Some guidelines are given below; the full dress

standard is in the current edition of the Student Handbook which you will be given at Orientation.

Men: Bring dress pants, dress shirts, ties, and dress shoes for classroom dress; jeans and collared shirts for casual dress; and shorts or warm-up pants for activity dress. You will need a suit or suit coat and dress pants for church and formal occasions. Hair must be neatly cut above the eyebrows, off the ears and collar and tapered in the back. Hair color must be natural, not frosted, streaked, highlighted, etc.

Women: Bring dresses, skirts, blouses, and dress shoes for classroom and Sunday dress and knee-length walking shorts or modest pants for casual and activity dress. All clothing must come to the middle of the knee (slits shouldn't come above the knee), and necklines must be modest; no sleeveless clothing. Hair must be a natural color and not cut in an extreme or faddish style.

What to pack (Residence Hall students)

This is just a **suggested** list. Questions? Call us!

Bedding & Linens

- Bed linens (twin size)
- Comforter/bedspread
- Pillow
- Towel/washcloth
- Paper towels

Laundry Items

- Laundry detergent
- Fabric softener
- Quarters (for the laundry machines)
- Laundry basket
- Iron

Personal Items

- Toiletries
- Clothes hangers
- Cup/coffee mug
- Hair dryer
- Sewing kit, scissors, safety pins
- Small First Aid kit
- Reusable water bottle
- Sunglasses

Dorm Decor

- Desk lamp/bed lamp
- Crates/stacking containers
- Message board for the door
- Chair/bean bag
- Throw rug
- Small book case
- Desk lamp
- Fan

Miscellaneous

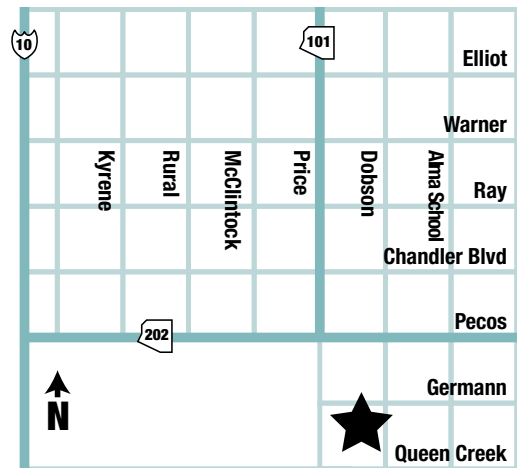
- Alarm clock
- Camera
- MP3 player/iPod
- Headphones
- Power strip
- Computer network cable
- Snacks
- Plastic storage containers with tight lids

What not to pack (Residence Hall students)

- Televisions
- Hotplates, skillets, toasters, toaster ovens
- Movies
- Firearms
- Illegal weapons or substances
- Animals
- Nails to hang pictures (no holes in the walls please!)

7. Get to Campus

- If you will be using a vehicle at school, register it with the IBC office by filling out the vehicle section of the student information sheet.
- Flying in? If you need transportation from Phoenix Sky Harbor Airport, contact the IBC office.
- Driving in? Look up directions to the IBC campus (2211 W Germann Rd, Chandler, AZ 85286).



8. Stay in Touch

- Give your friends and family your mailing address* and email address** so they can stay in touch with you.



*You will be assigned a mailbox number which will be used for regular, intra-campus, or student-faculty communication. Mail is delivered daily to the student mail boxes. Your address will be:

Your Name
International Baptist College Box #
2211 W Germann Rd
Chandler, AZ 85286

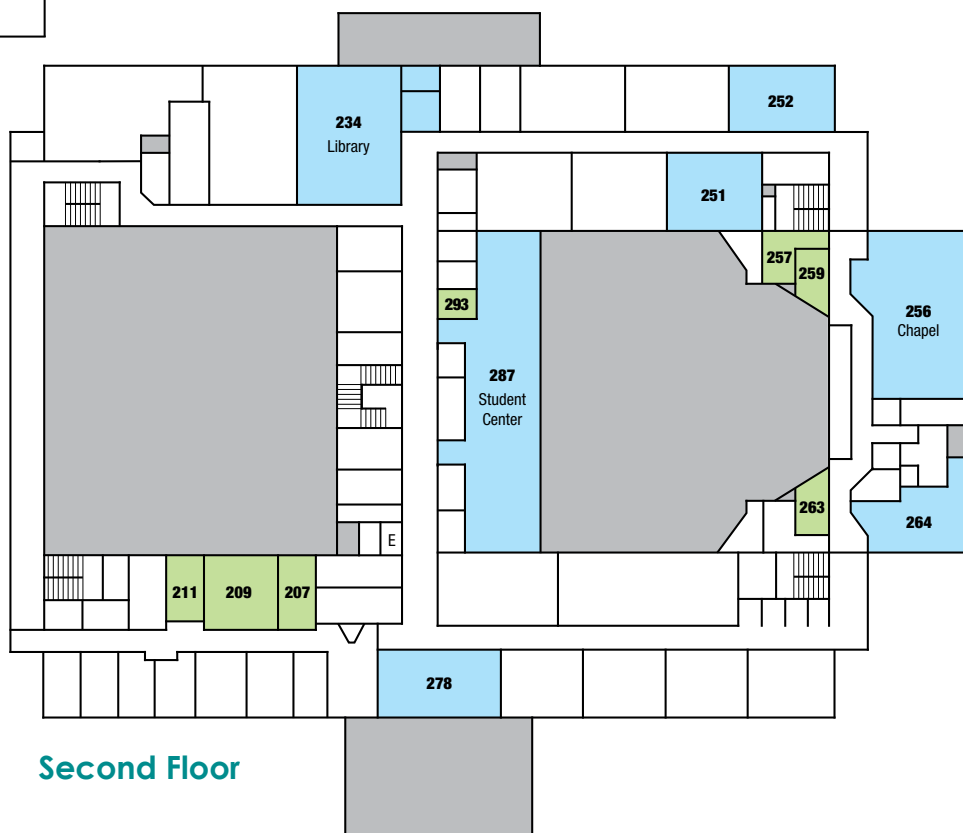
You will be given an IBC email address which you should check **every day for announcements, call slips, and upcoming events. Your email address will be `firstname.lastname@students.ibconline.edu`.

Find your way around the building



First Floor

- IBC Classrooms, etc.
- IBC Offices
- Open to Below



Second Floor

If you have any questions, please contact us!

1-800-IBC-4858 • info@ibconline.edu • www.ibconline.edu • 2211 W Germann Rd, Chandler, AZ 85286